

# DENSITY GRADIENT MEDIA

Axis-Shield Density Gradient Media is a brand of Alere Technologies AS


## Lymphoprep™ Isolation of human mononuclear cells

A simple and effective method for the isolation of mononuclear cells from human blood was reported by Dr. Arne Bøyum in 1968. For more than 35 years a commercial medium known as Lymphoprep™ has been widely used for isolating these cells.

Mononuclear cells (monocytes and lymphocytes) have a lower buoyant density than the erythrocytes and the polymorphonuclear (PMN) leukocytes (granulocytes). The vast majority of mononuclear cells have densities below 1.077 g/ml. These cells can therefore be isolated by centrifugation on an isotonic medium with a density of 1.077 g/ml, which allows the erythrocytes and the PMNs to sediment through the medium while retaining the mononuclear cells at the sample/medium interface.

The described method is rapid, simple and reliable and gives excellent results with blood samples from normal individuals and patients.

To obtain the maximum yield it is important that the blood sample is diluted 1:1 with physiological saline before being applied to the gradient.



The contamination of erythrocytes in the mononuclear cell suspension is usually between 3-10% of the total cell number.

Some immature PMNs may band with the lymphocytes during intense immunosuppressive therapy. When heparinised blood is used, it is essential to remove most of the platelets, in order to avoid inhibition in the cytotoxicity test.

Lymphoprep™ is a ready-made, sterile and endotoxin tested solution with the following specifications:

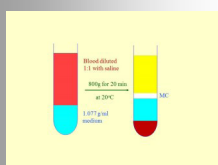
Sodium diatrizoate: 9.1% (w/v)

Polysaccharide: 5.7% (w/v)

Density:  $1.077 \pm 0.001$  g/ml

Osmolality:  $290 \pm 15$  mOsm

Endotoxins:  $< 1.0$  EU/ml



**Web:**

www.axis-shield-density-gradient-media.com

**AXIS -SHIELD**

PO Box 6863 Rodelokka

N-0504 Oslo

Norway

Phone: +47 24 05 60 00

Fax: +47 24 05 60 10

Email: bjh@no.axis-shield.com or

john@jgrescon.fsbusiness.co.uk



Each batch of Lymphoprep™ is checked on the level of endotoxins using a specific LAL test. Our goal is to produce batches with an endotoxin level lower or equal to 0.13 EU/ml.

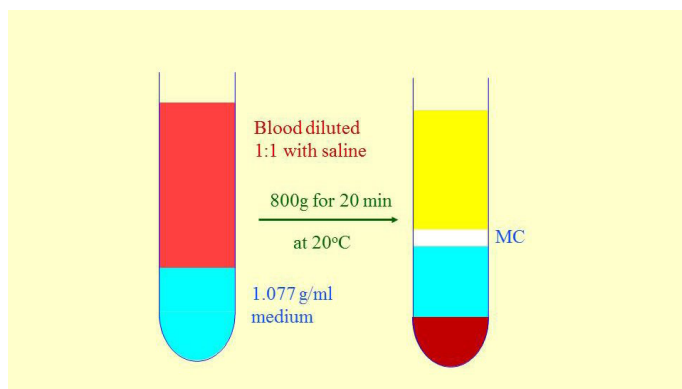
For every batch produced a Certificate of Analysis showing the actual values of density, osmolality and endotoxins is made available at [www.axisshield-density-gradientmedia.com](http://www.axisshield-density-gradientmedia.com). We also claim sterility according to Ph.Eur.

Lymphoprep™ is manufactured, packed and released in compliance with:

1. Current EU guide to Good Manufacturing Practice
2. Fresenius Kabi AS Quality System
3. Fresenius Kabi AS Manufacturing Licence
4. Axis -Shield PoC Quality system

Lymphoprep™ has the same specifications as the expensive PLUS or PREMIUM media from other manufacturers.

Lymphoprep™ can be used for the preparation of pure lymphocyte suspensions for tissue typing, antilymphocyte sera and immunological research. Thorsby and Brattellie used this technique with only slight modifications in the preparation of pure lymphocyte suspensions for cytotoxicity tests and lymphocyte cultures.



Lymphoprep™ is supplied as a sterile solution in the following package sizes:

Cat. no.	AXS-1114544	1 x 250 ml
Cat. no.	AXS-1114545	4 x 250 ml
Cat. no.	AXS-1114547	6 x 500 ml
Cat. no.	AXS-1115757	20 x 250 ml
Cat. no.	AXS-1115758	12 x 500 ml

**References**

Bøyum, A. (1968)  
Separation of leucocytes from blood and bone marrow  
Scand. J. Clin. Lab. Invest., 21, suppl.97

Distributed in North America by:



**COSMO BIO USA**

2792 Loker Ave W, Suite 101  
Carlsbad, CA 92010

TEL: 760-431-4600

FAX: 760-431-4604

email : [info@cosmobiousa.com](mailto:info@cosmobiousa.com)

web : [www.cosmobiousa.com](http://www.cosmobiousa.com)