


Polymer Detection system for Rat & Mouse tissues sections



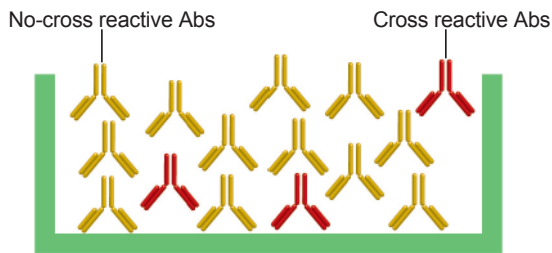
N-Histofine[®]

Rat MAX PO / Mouse MAX PO

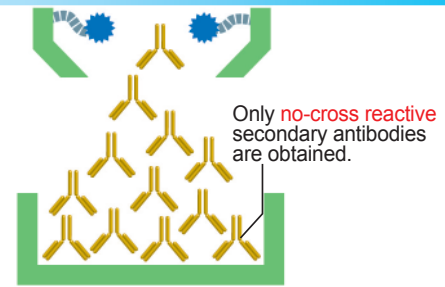
Solid-phase absorption with Rat & Mouse serum protein

Absorption steps

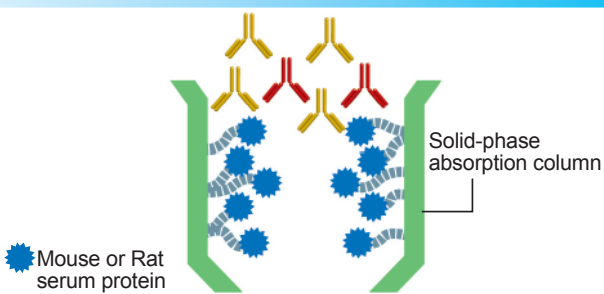
1. Before absorption of secondary antibody.



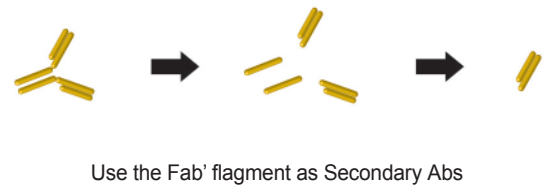
4. Get no-cross reactive secondary antibodies.



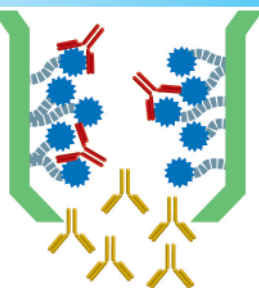
2. Through the column.



5. Enzyme digestion to Fab'

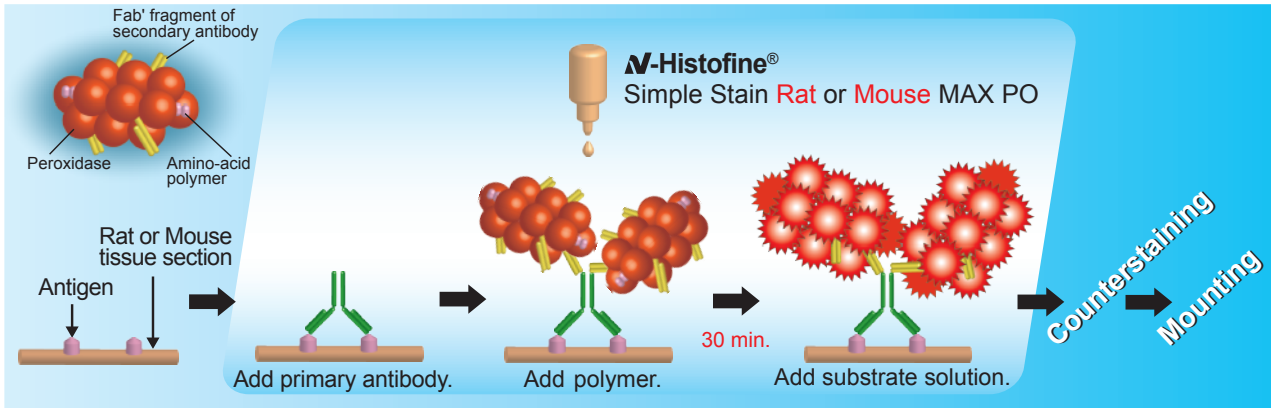


3. Capture the cross reactive antibodies.



No-cross reaction with Rat & Mouse tissues sections

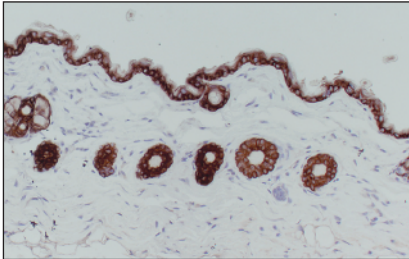
Principle & Procedure



Advantages

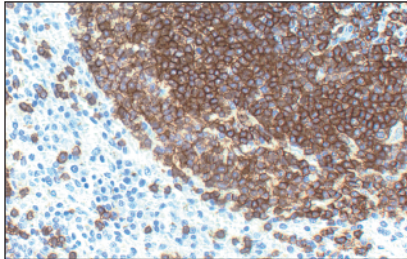
- **No Cross-reaction with Rat & Mouse tissue sections**
- **Higher Sensitivity**
- **One-step Polymer = Skip staining steps**
- **Lower background staining**

■ Rabbit anti-Keratin/Cytokeratin antibody



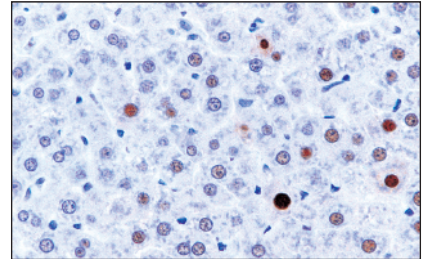
Mouse skin stained with **N-Histofine®** Simple Stain Mouse MAX PO (R) and DAB chromogen. Note cytoplasmic staining of epithelium cells and sweat gland cells.

■ Rat anti-Mouse CD45R/B220



Mouse spleen stained with **N-Histofine®** Simple Stain Mouse MAX PO (R) and DAB chromogen. Note membrane staining of almost all lymphocytes in germinal center and scattered interfollicular lymphocytes.

■ Mouse anti-PCNA antibody (clone:PC10)



Rat liver stained with **N-Histofine®** Simple Stain Rat MAX PO (MULTI) and DAB chromogen. Note nuclear staining of liver cells.

Product List

Liquid. Ready to use.

Product Name	Slides	Volume	Code	For use with
For Mouse Tissue Sections				
N-Histofine® Simple Stain Mouse MAX PO (R)	170	1 x 17ml	414341F	Rabbit primary antibody
N-Histofine® Simple Stain Mouse MAX PO (G)	170	1 x 17ml	414351F	Goat primary antibody
N-Histofine® Simple Stain Mouse MAX PO (Rat)	170	1 x 17ml	414311F	Rat primary antibodies
For Rat Tissue Sections				
N-Histofine® Simple Stain Rat MAX PO (MULTI)	170	1 x 17ml	414191F	Mouse and rabbit primary antibodies
N-Histofine® Simple Stain Rat MAX PO (M)	170	1 x 17ml	414171F	Mouse primary antibody
N-Histofine® Simple Stain Rat MAX PO (R)	170	1 x 17ml	414181F	Rabbit primary antibody
N-Histofine® Simple Stain Rat MAX PO (G)	170	1 x 17ml	414331F	Goat primary antibody
Enzyme Substrate Systems				
N-Histofine® DAB-3S kit	500	3 x 3ml	415192F	Peroxidase
	1500	3 x 9ml	415194F	
Reagent A : DAB solution concentrate Reagent B : Enhancer solution concentrate Reagent C : Hydrogen peroxide solution concentrate				
N-Histofine® Simple Stain AEC Solution		3 x 17ml	415182F	Peroxidase
		9 x 17ml	415184F	



Distributed in North America by:

COSMO BIO USA

2792 Loker Ave W, Suite 101
Carlsbad, CA 92010

TEL: 760-431-4600
FAX: 760-431-4604
email : info@cosmobiouusa.com
web : www.cosmobiouusa.com

NICHIREI BIOSCIENCES INC.

6-19-20, TSUKIJI, CHUO-KU,
TOKYO, 104-8402, JAPAN
PHONE: 81-3-3248-2207

FAX: 81-3-3248-2243

<http://www.nichirei.co.jp/bio/english>

2011.07