

**NEW**

# N-Histofine<sup>®</sup> DAB-2V

## DAB Substrate kit for HRP Detection

N-Histofine<sup>®</sup> DAB-2V is a detection system for immunohistochemical staining to detect HRP.

- Simple step for preparation of substrate solution.
- Higher sensitivity than that of other DAB substrate kits.
- Prepared substrate solution is available for two weeks.

## Protocol

### Reagent preparation

**Note**  
Mix carefully without foaming.

Add 1 drop (approx. 20µl) of Reagent A per 500µl of Reagent B into graduated tube.

Remove full dosage of the substrate solution from the tube to the dropping bottle using pipette.  
Store in a dark place at 2 to 8 °C.  
Use within two weeks.

### Procedure

Absorption and wipe

Remove PBS or TBS around tissue section.

Substrate solution

Apply prepared substrate solution using dropping bottle covering tissue section completely.

at RT for 5-20 min.

Wash the slides with tap water, counterstain and mount.

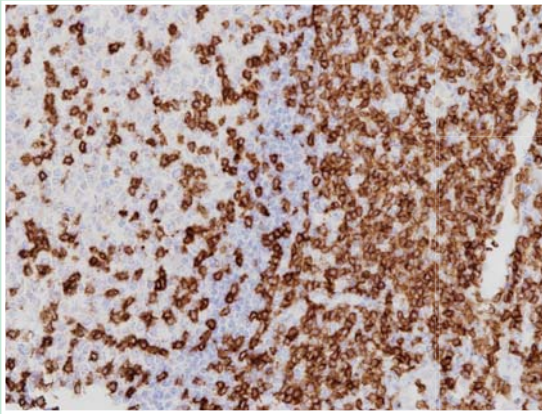
N-Histofine <sup>®</sup> DAB-2V	425312F	425314F	Mark in EU
Components:	500 tests	1,500 tests	CE
Reagent A: DAB solution concentrate	1.2 ml x2	1.2 ml x6	
Reagent B: DAB buffer	30 ml x2	30 ml x6	
Tube	x1	x1	
Chip (For Reagent B)	x1	x1	
Dropping bottle	x1	x1	

**CD3 Rabbit Monoclonal antibody  
(Code: 413591F)**

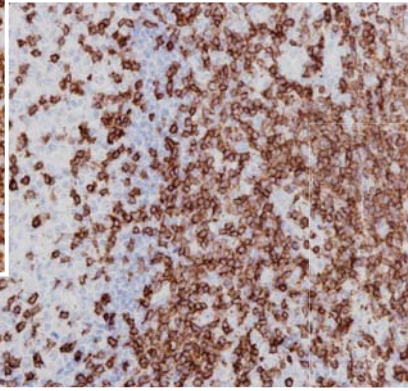
**N-Histofine® DAB-2V**

**Human tonsil cancer**

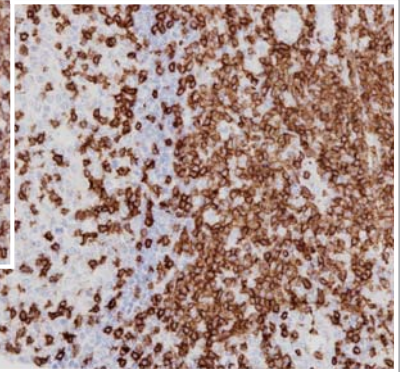
Positive reaction is observed in cytomembrane of sporadic tumor cells.



Company A



Company B

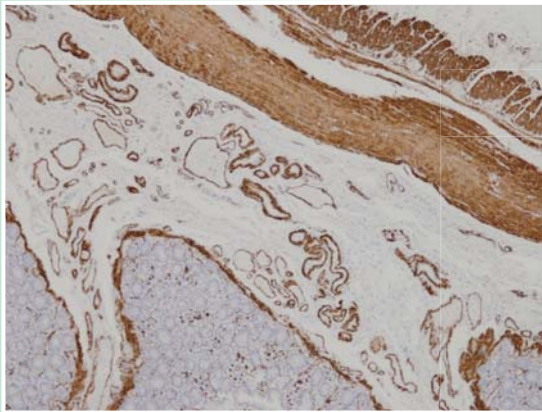


**Actin, Smooth Muscle Mouse Monoclonal antibody  
(Code: 412021F)**

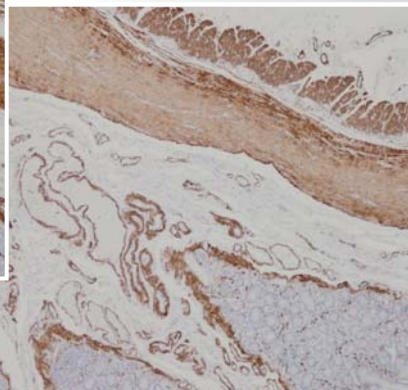
**N-Histofine® DAB-2V**

**Human small intestine**

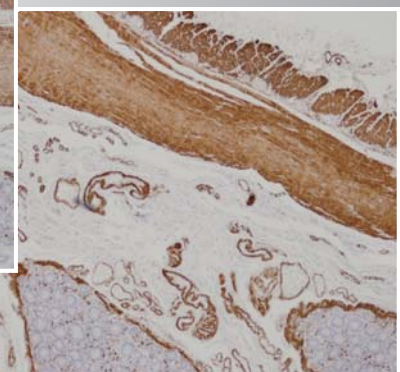
Positive reaction is observed in cytoplasm of sporadic smooth muscle cells.



Company A



Company B



**NICHIREI BIOSCIENCES INC.**

6-19-20, TSUKIJI, CHUO-KU,

TOKYO, 104-8402, JAPAN

PHONE: 81-3-3248-2207

FAX: 81-3-3248-2243

<http://www.nichirei.co.jp/bio/english>



Distributed in North America by:

**COSMO BIO USA**

2792 Loker Ave W, Suite 101  
Carlsbad, CA 92010

TEL: 760-431-4600

FAX: 760-431-4604

email : [info@cosmobiousa.com](mailto:info@cosmobiousa.com)

web : [www.cosmobiousa.com](http://www.cosmobiousa.com)