



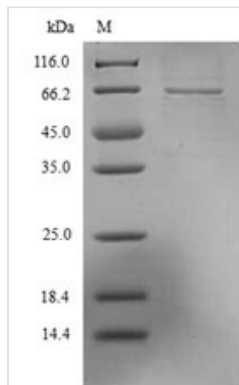
# Recombinant Lassa virus Nucleoprotein (N)

<b>Product Code</b>	CSB-YP318401LNP
<b>Relevance</b>	Encapsidates the genome, protecting it from nucleases. The encapsidated genomic RNA is termed the nucleocapsid (NC). Serves as template for viral transcription and replication. The increased presence of protein N in host cell does not seem to trigger the switch from transcription to replication as observed in other negative strain RNA viruses. Disables the host innate defense by interfering with beta interferon (IFNB) production through the inhibition of host IRF3 phosphorylation and activation by host IKBKE. Through the interaction with host IKBKE, strongly inhibits the phosphorylation and nuclear translocation of IRF3, a protein involved in IFN activation pathway, leading to the inhibition of IFNB and IRF3-dependent promoters activation
<b>Abbreviation</b>	Recombinant Lassa virus N protein
<b>Storage</b>	The shelf life is related to many factors, storage state, buffer ingredients, storage temperature and the stability of the protein itself. Generally, the shelf life of liquid form is 6 months at -20°C/-80°C. The shelf life of lyophilized form is 12 months at -20°C/-80°C.
<b>Uniprot No.</b>	P13699
<b>Alias</b>	Nucleocapsid protein Protein N
<b>Product Type</b>	Recombinant Protein
<b>Immunogen Species</b>	strain Mouse/Sierra Leone/Josiah/1976)(LASV)
<b>Purity</b>	Greater than 90% as determined by SDS-PAGE.
<b>Sequence</b>	MSASKEIKSFLWTQSLRRELSGYCSNIKLQVVKDAQALLHGLDFSEVSNVQRL MRKERRDDNDLKRRLRDLNQAVNNLVELKSTQQKSILRVGTLTSDDLLILAADLE KLKSKVIRTERPLSAGVYMGNLSSQQLDQRRALLNMIGMSGGNQGAGARD GVVRVWDVKNAELLNNQFGTMPSLTLACLTQKGQVDLNDVQALTDLGLIYTA KYPNTSDLDRLTQSHPIILNMIDTKKSSLNISGYNFSLGAAVKAGACMLDGGNM LETIKVSPQTMKGILKSILKVKKALGMFISDTPGERNPYENILYKICLSGDGWPYI ASRTSITGRAWENTVVDLESDGKPKQADSNNSSKSLQSAGFTAGLTYSQLMT LKDAMLQLDPNAKTWMDIEGRPEDPVEIALYQPSSGCYIHFFREPTDLKQFKQ DAKYSHGIDVTDLFATQPGLTSAVIDALPRNMVITCQGSDDIRKLLESQGRKDIK LIDIALSKTDSRKYENAVWDQYKDLCHMHTGVVVEKKKRGKKEITPHCALMD CIMFDAAVSGGLNTSVLRAVLPRDMVFRTSTPRVVL
<b>Research Area</b>	Others
<b>Source</b>	Yeast
<b>Target Names</b>	N
<b>Protein Names</b>	Recommended name: NucleoproteinAlternative name(s): Nucleocapsid protein Protein N
<b>Expression Region</b>	1-569aa
<b>Notes</b>	Repeated freezing and thawing is not recommended. Store working aliquots at

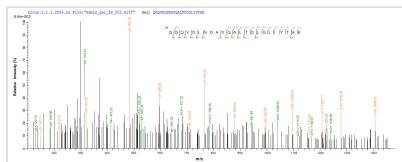
4°C for up to one week.

<b>Tag Info</b>	N-terminal 6xHis-tagged
<b>Mol. Weight</b>	65.0kDa
<b>Protein Length</b>	Full Length

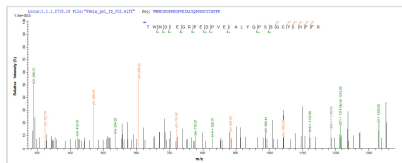
## Image



(Tris-Glycine gel) Discontinuous SDS-PAGE (reduced) with 5% enrichment gel and 15% separation gel.



Based on the SEQUEST from database of Yeast host and target protein, the LC-MS/MS Analysis result of CSB-YP318401LNP could indicate that this peptide derived from Yeast-expressed strain Mouse/Sierra Leone/Josiah/1976)(LASV) N.



Based on the SEQUEST from database of Yeast host and target protein, the LC-MS/MS Analysis result of CSB-YP318401NP could indicate that this peptide derived from Yeast-expressed strain Mouse/Sierra Leone/Josiah/1976)(LASV) N.

## Reconstitution

We recommend that this vial be briefly centrifuged prior to opening to bring the contents to the bottom. Please reconstitute protein in deionized sterile water to a concentration of 0.1-1.0 mg/mL. We recommend to add 5-50% of glycerol (final concentration) and aliquot for long-term storage at -20°C/-80°C. Our default final concentration of glycerol is 50%. Customers could use it as reference.

## Shelf Life

The shelf life is related to many factors, storage state, buffer ingredients, storage temperature and the stability of the protein itself. Generally, the shelf life of liquid form is 6 months at -20°C/-80°C. The shelf life of lyophilized form is 12 months at -20°C/-80°C.