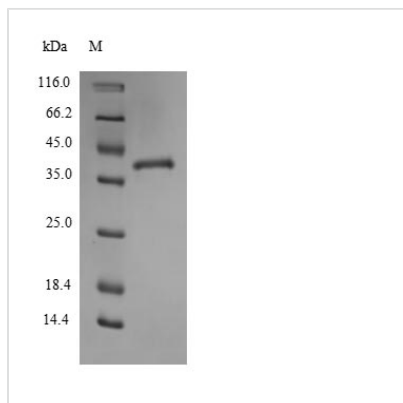


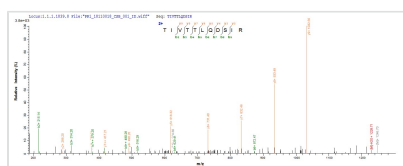


# Recombinant Mouse Thrombospondin-1 (Thbs1), partial

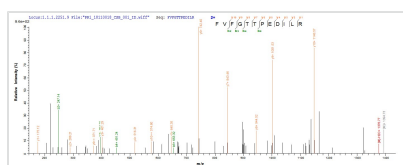
<b>Product Code</b>	CSB-YP023487MO
<b>Relevance</b>	Adhesive glycoprotein that mediates cell-to-cell and cell-to-matrix interactions. Binds heparin. May play a role in dentinogenesis and/or maintenance of dentin and dental pulp. Ligand for CD36 mediating antiangiogenic properties . Plays a role in ER stress response, via its interaction with the activating transcription factor 6 alpha (ATF6) which produces adaptive ER stress response factors. <sup>1</sup> Publication
<b>Abbreviation</b>	Recombinant Mouse Thbs1 protein, partial
<b>Storage</b>	The shelf life is related to many factors, storage state, buffer ingredients, storage temperature and the stability of the protein itself. Generally, the shelf life of liquid form is 6 months at -20°C/-80°C. The shelf life of lyophilized form is 12 months at -20°C/-80°C.
<b>Uniprot No.</b>	Q80YQ1
<b>Product Type</b>	Recombinant Protein
<b>Immunogen Species</b>	Mus musculus (Mouse)
<b>Purity</b>	Greater than 90% as determined by SDS-PAGE.
<b>Sequence</b>	NRIPESGGDNGVFDIFELIGGARRGPGRRLLVKGQDLSSPAFRIENANLIPAVPD DKFQDLLDAVWADKGFIFLASLRQMKKTRGTLLAVERKDNTGQIFSVVSNGKA GTLDSLSPGKQQVVSVEEALLATGQWKSITLFVQEDRAQLYIDCDKMESAE LDVPIQSIFTRDLASVARLRVAKGDVNDNFQGVNQVRFVFGTTPEDILRNKGC SSSTNVLLTLDNNVVNGSSPAIRTNYYGHKTKDLQAICGLSCDELSSMVLELKG LRTIVTTLQDSIRKVTEENRELVSELKRPLCFHNGVQYKNNEEWTVDSCTEC HCQNSVTICKK
<b>Source</b>	Yeast
<b>Target Names</b>	Thbs1
<b>Protein Names</b>	Recommended name: Thrombospondin-1
<b>Expression Region</b>	19-350aa
<b>Notes</b>	Repeated freezing and thawing is not recommended. Store working aliquots at 4°C for up to one week.
<b>Tag Info</b>	N-terminal 6xHis-tagged
<b>Mol. Weight</b>	38.6kDa
<b>Protein Length</b>	Partial
<b>Image</b>	



(Tris-Glycine gel) Discontinuous SDS-PAGE (reduced) with 5% enrichment gel and 15% separation gel.



Based on the SEQUEST from database of Yeast host and target protein, the LC-MS/MS Analysis result of CSB-YP023487MO could indicate that this peptide derived from Yeast-expressed Mus musculus (Mouse) Thbs1.



Based on the SEQUEST from database of Yeast host and target protein, the LC-MS/MS Analysis result of CSB-YP023487MO could indicate that this peptide derived from Yeast-expressed Mus musculus (Mouse) Thbs1.

## Reconstitution

We recommend that this vial be briefly centrifuged prior to opening to bring the contents to the bottom. Please reconstitute protein in deionized sterile water to a concentration of 0.1-1.0 mg/mL. We recommend to add 5-50% of glycerol (final concentration) and aliquot for long-term storage at -20°C/-80°C. Our default final concentration of glycerol is 50%. Customers could use it as reference.

## Shelf Life

The shelf life is related to many factors, storage state, buffer ingredients, storage temperature and the stability of the protein itself. Generally, the shelf life of liquid form is 6 months at -20°C/-80°C. The shelf life of lyophilized form is 12 months at -20°C/-80°C.