



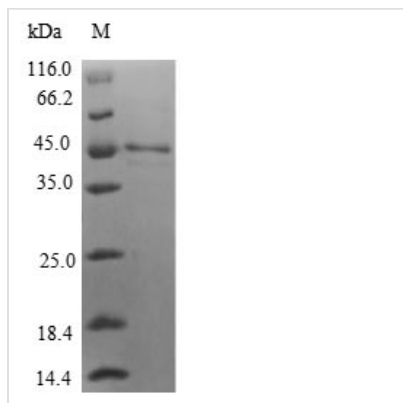
# Recombinant Human Interleukin-36 gamma (IL36G)

<b>Product Code</b>	CSB-EP873706HU
<b>Relevance</b>	Cytokine that binds to and signals through the IL1RL2/IL-36R receptor which in turn activates NF-kappa-B and MAPK signaling pathways in target cells. Part of the IL-36 signaling system that is thought to be present in epithelial barriers and to take part in local inflammatory response; similar to the IL-1 system with which it shares the coreceptor IL1RAP. Seems to be involved in skin inflammatory response by acting on keratinocytes, dendritic cells and indirectly on T-cells to drive tissue infiltration, cell maturation and cell proliferation. In cultured keratinocytes induces the expression of macrophage, T-cell, and neutrophil chemokines, such as CCL3, CCL4, CCL5, CCL2, CCL17, CCL22, CL20, CCL5, CCL2, CCL17, CCL22, CXCL8, CCL20 and CXCL1; also stimulates its own expression and that of the prototypic cutaneous proinflammatory parameters TNF-alpha, S100A7/psoriasin and inducible NOS. May play a role in proinflammatory responses during particular neutrophilic airway inflammation: activates mitogen-activated protein kinases and NF-kappa B in primary lung fibroblasts, and stimulates the expression of IL-8 and CXCL3 and Th17 chemokine CCL20 in lung fibroblasts. May be involved in the innate immune response to fungal pathogens, such as Aspergillus fumigatus.
<b>Abbreviation</b>	Recombinant Human IL36G protein
<b>Storage</b>	The shelf life is related to many factors, storage state, buffer ingredients, storage temperature and the stability of the protein itself. Generally, the shelf life of liquid form is 6 months at -20°C/-80°C. The shelf life of lyophilized form is 12 months at -20°C/-80°C.
<b>Uniprot No.</b>	Q9NZH8
<b>Alias</b>	IL-1-related protein 2
<b>Product Type</b>	Recombinant Protein
<b>Immunogen Species</b>	Homo sapiens (Human)
<b>Purity</b>	Greater than 90% as determined by SDS-PAGE.
<b>Sequence</b>	MRGTPGDADGGGRAVYQSMCKPITGTINDLNQQVWTLQGQNLVAVPRSDSV TPVTVAVITCKYPEALEQGRGDPIYLGIQNPEMCLYCEKVGEQPTLQLKEQKIM DLYGQPEPVKPFIFYRAKTGRTSTLESVAFPDWFIASSKRDQPIILTSELGKSY NTAFELNIND
<b>Research Area</b>	Immunology
<b>Source</b>	E.coli
<b>Target Names</b>	IL36G
<b>Protein Names</b>	Recommended name: Interleukin-36 gamma Alternative name(s): IL-1-related protein 2 Short name= IL-1RP2 Interleukin-1 epsilon Short name= IL-1 epsilon Interleukin-1 family member 9 Short name= IL-1F9 Interleukin-1 h

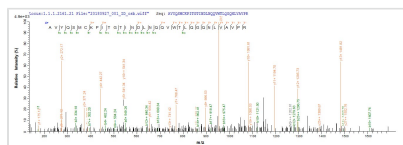


<b>Expression Region</b>	1-169aa
<b>Notes</b>	Repeated freezing and thawing is not recommended. Store working aliquots at 4°C for up to one week.
<b>Tag Info</b>	N-terminal GST-tagged
<b>Mol. Weight</b>	45.7kDa
<b>Protein Length</b>	Full Length

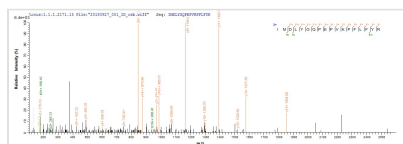
## Image



(Tris-Glycine gel) Discontinuous SDS-PAGE (reduced) with 5% enrichment gel and 15% separation gel.



Based on the SEQUEST from database of E.coli host and target protein, the LC-MS/MS Analysis result of CSB-EP873706HU could indicate that this peptide derived from E.coli-expressed Homo sapiens (Human) IL36G.



Based on the SEQUEST from database of E.coli host and target protein, the LC-MS/MS Analysis result of CSB-EP873706HU could indicate that this peptide derived from E.coli-expressed Homo sapiens (Human) IL36G.

<b>Reconstitution</b>	We recommend that this vial be briefly centrifuged prior to opening to bring the contents to the bottom. Please reconstitute protein in deionized sterile water to a concentration of 0.1-1.0 mg/mL. We recommend to add 5-50% of glycerol (final concentration) and aliquot for long-term storage at -20°C/-80°C. Our default final concentration of glycerol is 50%. Customers could use it as reference.
<b>Shelf Life</b>	The shelf life is related to many factors, storage state, buffer ingredients, storage temperature and the stability of the protein itself. Generally, the shelf life of liquid form is 6 months at -20°C/-80°C. The shelf life of lyophilized form is 12 months at -20°C/-80°C.