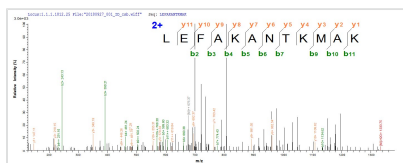




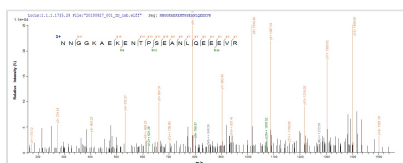
Recombinant Human RNA-binding protein with multiple splicing (RBPMS)

Product Code	CSB-EP821892HU
Abbreviation	Recombinant Human RBPMS protein
Storage	The shelf life is related to many factors, storage state, buffer ingredients, storage temperature and the stability of the protein itself. Generally, the shelf life of liquid form is 6 months at -20°C/-80°C. The shelf life of lyophilized form is 12 months at -20°C/-80°C.
Uniprot No.	Q93062
Product Type	Recombinant Protein
Immunogen Species	Homo sapiens (Human)
Purity	Greater than 85% as determined by SDS-PAGE.
Sequence	MNNGGKAEKENTPSEANLQEEEVRTLFSVGLPLDIKPRELYLLFRPFKGYEGS LIKLTSKQPVGVFSFDSRSEAEAAKNALNGIRFDPEIPQTLRLEFAKANTKMAK NKLVGTPNPSTPLPNTVPQFIAREPYELTVPALYPSSPEVWAPYPLYPaelAPA LPPPAFTYPASLHAQMRWLPPSEATSQGWKSRQFC
Research Area	Epigenetics and Nuclear Signaling
Source	E.coli
Target Names	RBPMS
Protein Names	Recommended name: RNA-binding protein with multiple splicing Short name= RBP-MS Alternative name(s): Heart and RRM expressed sequence Short name= Hermes
Expression Region	1-196aa
Notes	Repeated freezing and thawing is not recommended. Store working aliquots at 4°C for up to one week.
Tag Info	N-terminal 10xHis-tagged and C-terminal Myc-tagged
Mol. Weight	28.8 kDa
Protein Length	Full Length


Image



Based on the SEQUEST from database of E.coli host and target protein, the LC-MS/MS Analysis result of CSB-EP821892HU could indicate that this peptide derived from E.coli-expressed Homo sapiens (Human) RBPMS.



Based on the SEQUEST from database of E.coli host and target protein, the LC-MS/MS Analysis result of CSB-EP821892HU could indicate that this peptide derived from E.coli-expressed Homo sapiens (Human) RBPMS.



(Tris-Glycine gel) Discontinuous SDS-PAGE (reduced) with 5% enrichment gel and 15% separation gel.

Description

Amino acids 1-196 form the expressed segment for recombinant Human RBPMS. The expected molecular weight for the RBPMS protein is calculated to be 28.8 kDa. This RBPMS recombinant protein is manufactured in e.coli. Fusion of the N-terminal 10xHis tag and C-terminal Myc tag into the RBPMS encoding gene fragment was conducted, allowing for easier detection and purification of the RBPMS protein in subsequent stages.

The main function of the human RNA-binding protein with multiple splicing (RBPMS) lies in its role as a regulator of RNA processing and splicing. RBPMS is pivotal in modulating alternative splicing events and influencing gene expression and cellular functions. In neuroscience, RBPMS is implicated in neuronal development and function, acting as a marker for specific neuronal populations. Furthermore, RBPMS is associated with cancer progression, indicating its potential as a prognostic marker and therapeutic target in oncology research. Investigating RBPMS offers insights into RNA biology, neurodevelopment, and cancer biology, providing avenues for understanding disease mechanisms and developing therapeutic strategies in diverse research areas.

Reconstitution

We recommend that this vial be briefly centrifuged prior to opening to bring the contents to the bottom. Please reconstitute protein in deionized sterile water to a concentration of 0.1-1.0 mg/mL. We recommend to add 5-50% of glycerol (final concentration) and aliquot for long-term storage at -20°C/-80°C. Our default final concentration of glycerol is 50%. Customers could use it as reference.

Shelf Life

The shelf life is related to many factors, storage state, buffer ingredients, storage temperature and the stability of the protein itself. Generally, the shelf life of liquid form is 6 months at -20°C/-80°C. The shelf life of lyophilized form is 12 months at -20°C/-80°C.