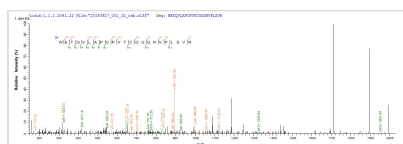




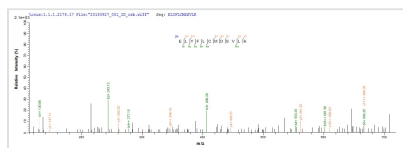
Recombinant Mouse A disintegrin and metalloproteinase with thrombospondin motifs 13 (Adamts13), partial

Product Code	CSB-EP745079MO
Abbreviation	Recombinant Mouse Adamts13 protein, partial
Storage	The shelf life is related to many factors, storage state, buffer ingredients, storage temperature and the stability of the protein itself. Generally, the shelf life of liquid form is 6 months at -20°C/-80°C. The shelf life of lyophilized form is 12 months at -20°C/-80°C.
Uniprot No.	Q769J6
Product Type	Recombinant Protein
Immunogen Species	Mus musculus (Mouse)
Purity	Greater than 85% as determined by SDS-PAGE.
Sequence	WTPLVGLCSISCGRGLKELYFLCMDSVLKMPVQEELCGLASKPPSRWEVCRA RPCPARWETQVLAPCPVTCGGGRVPLSVRCVQLDRGHPISVPHSKCSPVPKP GSFEDCSPEPCPARWKVLSLGPCSASCGLGTATQMVACMQLDQGHNEVNE TFCKALVRPQASVPCLADCAFRWHISAWTECSVSCGDGIQRRHDTCLGPQA QVPVPANFCQHLPKPM TVRGCWAGPCA
Research Area	Cancer
Source	E.coli
Target Names	Adamts13
Protein Names	Recommended name: A disintegrin and metalloproteinase with thrombospondin motifs 13 Short name= ADAM-TS 13 Short name= ADAM-TS13 Short name= ADAMTS-13 EC= 3.4.24.87 Alternative name(s): von Willebrand factor-cleaving pr
Expression Region	904-1137aa
Notes	Repeated freezing and thawing is not recommended. Store working aliquots at 4°C for up to one week.
Tag Info	N-terminal 10xHis-tagged and C-terminal Myc-tagged
Mol. Weight	32.7 kDa
Protein Length	Partial

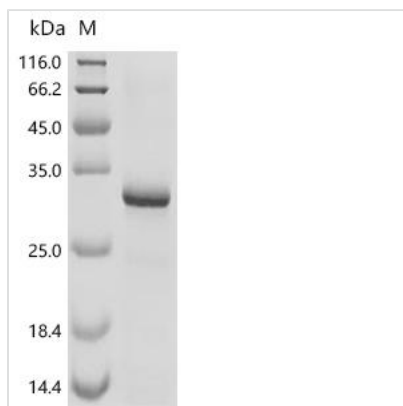
Image



Based on the SEQUEST from database of E.coli host and target protein, the LC-MS/MS Analysis result of CSB-EP745079MO could indicate that this peptide derived from E.coli-expressed Mus musculus (Mouse) Adamts13.



Based on the SEQUEST from database of E.coli host and target protein, the LC-MS/MS Analysis result of CSB-EP745079MO could indicate that this peptide derived from E.coli-expressed Mus musculus (Mouse) Adamts13.



(Tris-Glycine gel) Discontinuous SDS-PAGE (reduced) with 5% enrichment gel and 15% separation gel.

Description

The first step in producing the recombinant Mouse Adamts13 protein is to construct a plasmid that encodes the Mouse Adamts13 protein (904-1137aa). The next is to transform this plasmid into e.coli cells, select positive e.coli cells, from which positive cells can be screened and cultured to express the protein. A N-terminal 10xHis tag and C-terminal Myc tag is fused to the protein. The recombinant Mouse Adamts13 protein is purified through affinity purification from the cell lysate. Its purity is greater than 85%, determined by the SDS-PAGE analysis.

Reconstitution

We recommend that this vial be briefly centrifuged prior to opening to bring the contents to the bottom. Please reconstitute protein in deionized sterile water to a concentration of 0.1-1.0 mg/mL. We recommend to add 5-50% of glycerol (final concentration) and aliquot for long-term storage at -20°C/-80°C. Our default final concentration of glycerol is 50%. Customers could use it as reference.

Shelf Life

The shelf life is related to many factors, storage state, buffer ingredients, storage temperature and the stability of the protein itself. Generally, the shelf life of liquid form is 6 months at -20°C/-80°C. The shelf life of lyophilized form is 12 months at -20°C/-80°C.