



Recombinant Severe acute respiratory syndrome coronavirus 2 Nucleoprotein (N) (L230F) (Active)

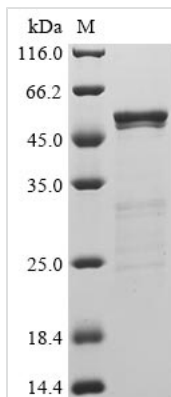
Product Code	CSB-EP3325GMY(M9)
Abbreviation	Recombinant SARS-CoV-2 N protein (L230F) (Active)
Storage	The shelf life is related to many factors, storage state, buffer ingredients, storage temperature and the stability of the protein itself. Generally, the shelf life of liquid form is 6 months at -20°C/-80°C. The shelf life of lyophilized form is 12 months at -20°C/-80°C.
Uniprot No.	P0DTC9
Form	Lyophilized powder
Storage Buffer	Lyophilized from 20 mM Tris-HCl, 0.5 M NaCl, 6% Trehalose, pH 8.0
Product Type	Recombinant Protein
Immunogen Species	Severe acute respiratory syndrome coronavirus 2 (2019-nCoV) (SARS-CoV-2)
Biological Activity	①Measured by its binding ability in a functional ELISA. Immobilized N (CSB-EP3325GMY(M9)) at 2 µg/ml can bind N Mouse Monoclonal Antibody(CSB-MA33255A2m), the EC ₅₀ of N Mouse Monoclonal Antibody is 7.401-12.67 ng/ml.②Measured by its binding ability in a functional ELISA. Immobilized N (CSB-EP3325GMY(M9)) at 2 µg/ml can bind N Recombinant Antibody(CSB-RA33255A1GMY), the EC ₅₀ of N Recombinant Antibody is 4.854-7.721 ng/ml.
Purity	Greater than 85% as determined by SDS-PAGE.
Sequence	MSDNGPQNQRNAPRITFGGPSDSTGSNQNGERSGARSKQRRPQGLPNNTA SWFTALTQHGKEDLKFPGRGQVPINTNSSPDDQIGYYRRATRRIRGGDGKMK DLSPRWYFYLLGTGPEAGLPYGANKDGIWVATEGALNTPKDHIGTRNPANNA AIVLQLPQGTTLPKGFYAEGSRGGSQASSRSSSRSRNSSRNSTPGSSRGTS ARMAGNGGDAALALLLDRLNQFESKMSGKGQQQQGQTVTKKSAAEASKKP RQKRTATKAYNVTQAFGRRGPEQTQGNFGDQELIRQGTQDYKHWPQIAQFAP SASAFFGMSRIGMEVTPSGTWLTYTGAIKLDDKDPNFKDQVILLNKHIDAYKTF PPTPEKKDKKKKADETQALPQRQKKQQTVTLLPAADLDDFSKQLQQSMSSAD STQA
Research Area	Microbiology
Source	E.coli
Target Names	N
Expression Region	1-419aa(L230F)
Notes	Repeated freezing and thawing is not recommended. Store working aliquots at 4°C for up to one week.
Tag Info	N-terminal 6xHis-tagged
Mol. Weight	49.7 kDa



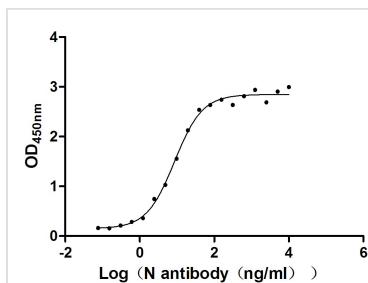
Protein Length

Full Length

Image

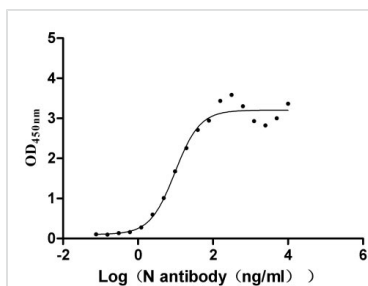


(Tris-Glycine gel) Discontinuous SDS-PAGE (reduced) with 5% enrichment gel and 15% separation gel.



Activity

Measured by its binding ability in a functional ELISA. Immobilized N (CSB-EP3325GM9) at 2 µg/ml can bind N Mouse Monoclonal Antibody(CSB-MA33255A2m), the EC₅₀ of N Mouse Monoclonal Antibody is 7.401-12.67 ng/ml.



Activity

Measured by its binding ability in a functional ELISA. Immobilized N (CSB-EP3325GM9) at 2 µg/ml can bind N Recombinant Antibody(CSB-RA33255A1GM9), the EC₅₀ of N Recombinant Antibody is 4.854-7.721 ng/ml.

Reconstitution

We recommend that this vial be briefly centrifuged prior to opening to bring the contents to the bottom. Please reconstitute protein in deionized sterile water to a concentration of 0.1-1.0 mg/mL. We recommend to add 5-50% of glycerol (final concentration) and aliquot for long-term storage at -20°C/-80°C. Our default final concentration of glycerol is 50%. Customers could use it as reference.

Shelf Life

The shelf life is related to many factors, storage state, buffer ingredients, storage temperature and the stability of the protein itself. Generally, the shelf life of liquid form is 6 months at -20°C/-80°C. The shelf life of lyophilized form is 12 months at -20°C/-80°C.