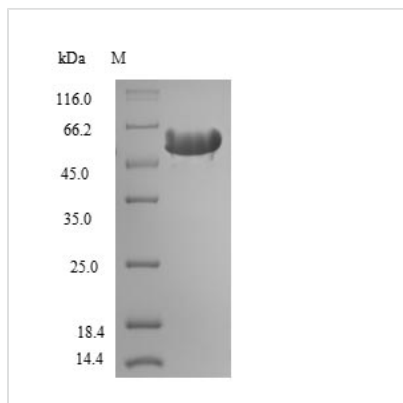


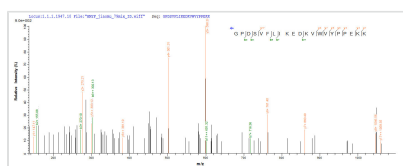


Recombinant Rat Hemopexin (Hpx)

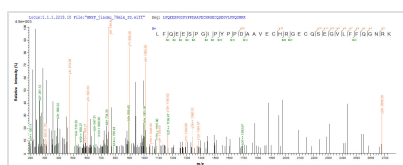
Product Code	CSB-EP010723RA
Relevance	Binds he and transports it to the liver for breakdown and iron recovery, after which the free hopexin returns to the circulation.
Abbreviation	Recombinant Rat Hpx protein
Storage	The shelf life is related to many factors, storage state, buffer ingredients, storage temperature and the stability of the protein itself. Generally, the shelf life of liquid form is 6 months at -20°C/-80°C. The shelf life of lyophilized form is 12 months at -20°C/-80°C.
Uniprot No.	P20059
Product Type	Recombinant Protein
Immunogen Species	Rattus norvegicus (Rat)
Purity	Greater than 90% as determined by SDS-PAGE.
Sequence	NPLPAAHETVAKGENGTKPDSVDIEHCSDAWSFDATTMDHNGTMLFFKGEFV WRGHSGIRELISERWKNPVTSDAAFRGPDSVFLIKEDKVWVYPPEKKENGY PKLFQEEFPGIPYPPDAAVECHRGECQSEGVLFQGNRKWFWDFATRTQKE RSWPAVGNCTAALRWLERYCYCFQGNKFLRFNPVTGEVPPRYPLDARDYFISC PGRGHGKLRNGTAHGNSTHPMHSRCNADPGLSALLSDHRGATYAFSGSHYW RLDSSRDGWHSWPIAHHWPQGSAVDAAFSWDEKVYLIQGTQVYVFLTKGG NNLVSGYPKRLEKELGSPPGISLDTIDAAFSCPGSSKLYVTSGRRLWWLDLKS GAQATWAEELSWPHEKVDGALCLEKSLGPYSCSSNGPNLFFIHGPNLYCYSSID KLNAAKSLPQPQKVNSILGCSQ
Research Area	Others
Source	E.coli
Target Names	Hpx
Expression Region	24-460aa
Notes	Repeated freezing and thawing is not recommended. Store working aliquots at 4°C for up to one week.
Tag Info	N-terminal 6xHis-tagged
Mol. Weight	52.9kDa
Protein Length	Full Length of Mature Protein
Image	



(Tris-Glycine gel) Discontinuous SDS-PAGE (reduced) with 5% enrichment gel and 15% separation gel.



Based on the SEQUEST from database of E.coli host and target protein, the LC-MS/MS Analysis result of CSB-EP010723RA could indicate that this peptide derived from E.coli-expressed *Rattus norvegicus* (Rat) Hpx.



Based on the SEQUEST from database of E.coli host and target protein, the LC-MS/MS Analysis result of CSB-EP010723RA could indicate that this peptide derived from E.coli-expressed *Rattus norvegicus* (Rat) Hpx.

Description

This Recombinant Rat Hemopexin is engineered specifically to cater to your research needs. The Hemopexin protein, encoded by the 'Hpx' gene in the Rat species, plays a pivotal role in heme binding and transportation, thus rendering it essential for studies related to heme metabolism.

Expressed in an E.coli system, this protein replicates the full length of the mature protein, ranging from amino acid 24 to 460. We have enhanced this protein with an N-terminal 6xHis tag for facilitating purification and tracking processes. A purity level of more than 90% ascertained by SDS-PAGE substantiates the high quality of the product. It is provided in both liquid and lyophilized powder forms to support your specific experimental requirements. Our Recombinant Rat Hemopexin guarantees high reliability and precision in your research.

Reconstitution

We recommend that this vial be briefly centrifuged prior to opening to bring the contents to the bottom. Please reconstitute protein in deionized sterile water to a concentration of 0.1-1.0 mg/mL. We recommend to add 5-50% of glycerol (final concentration) and aliquot for long-term storage at -20°C/-80°C. Our default final concentration of glycerol is 50%. Customers could use it as reference.

Shelf Life

The shelf life is related to many factors, storage state, buffer ingredients, storage temperature and the stability of the protein itself. Generally, the shelf life of liquid form is 6 months at -20°C/-80°C. The shelf life of lyophilized form is 12 months at -20°C/-80°C.