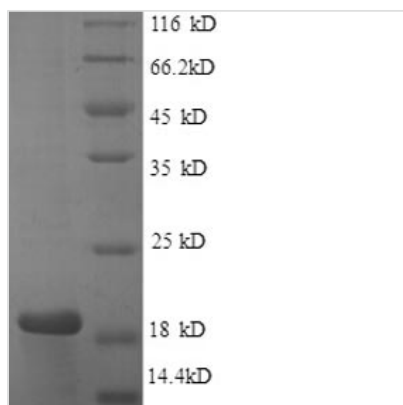


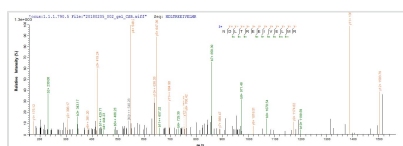


# Recombinant Human Caspase-3 (CASP3), partial, Escherichia Coli

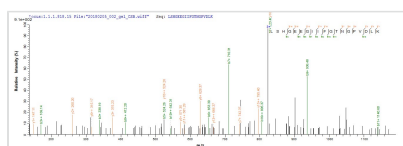
<b>Product Code</b>	CSB-EP004548HU
<b>Abbreviation</b>	Recombinant Human CASP3 protein, partial
<b>Storage</b>	The shelf life is related to many factors, storage state, buffer ingredients, storage temperature and the stability of the protein itself. Generally, the shelf life of liquid form is 6 months at -20°C/-80°C. The shelf life of lyophilized form is 12 months at -20°C/-80°C.
<b>Uniprot No.</b>	P42574
<b>Product Type</b>	Recombinant Protein
<b>Immunogen Species</b>	Homo sapiens (Human)
<b>Purity</b>	>85% (SDS-PAGE)
<b>Sequence</b>	SG ISLDNSYKMD YPEMGLCIII NNKNFHKSTG MTSRSGTDVD AANLRETFRN LKYEVRNKND LTREEIVELM RDVSKEDHSK RSSFVCVLLS HGEEGIIFGT NGPVDLKKIT NFFRGDRCRS LTGKPKLFII QACRGTELDG GIETD
<b>Source</b>	E.coli
<b>Target Names</b>	CASP3
<b>Protein Names</b>	Recommended name: Caspase-3 Short name= CASP-3 EC= 3.4.22.56 Alternative name(s): Apopain Cysteine protease CPP32 Short name= CPP-32 Protein Yama SREBP cleavage activity 1 Short name= SCA-1 Cleaved into the following 2
<b>Expression Region</b>	29-175
<b>Notes</b>	Repeated freezing and thawing is not recommended. Store working aliquots at 4°C for up to one week.
<b>Tag Info</b>	N-terminal 6xHis-tagged
<b>Mol. Weight</b>	20.6kDa
<b>Protein Length</b>	partial
<b>Image</b>	



(Tris-Glycine gel) Discontinuous SDS-PAGE (reduced) with 5% enrichment gel and 15% separation gel.



Based on the SEQUEST from database of E.coli host and target protein, the LC-MS/MS Analysis result of CSB-EP004548HU could indicate that this peptide derived from E.coli-expressed Homo sapiens (Human) CASP3.



Based on the SEQUEST from database of E.coli host and target protein, the LC-MS/MS Analysis result of CSB-EP004548HU could indicate that this peptide derived from E.coli-expressed Homo sapiens (Human) CASP3.

## Description

To prepare this Recombinant Human CASP3 protein, the recombinant DNA was required, which was generated by fusing the CASP3 gene with N-terminal 6xHis tag sequence. Once the recombinant DNA was amplified and purified, a protein expression system, E.coli, was needed for this CASP3 protein production. After purification, a premium CASP3 recombinant protein was obtained. According to SDS-PAGE, its purity turns out to be 85%+.

CASP3 is a gene encoding a protein named caspase-3 (short name is CASP3) or cysteine protease CPP32 (short name is CPP32). CASP3 protein, a member of aspartate-specific cysteinyl proteases family, is a small protein consists of two subunits of 12 kDa and 17 kDa. Recently, it has attracted much attention with its incredible roles in tissue differentiation, regeneration, and neural development. This enzyme is a key zymogen in cell apoptosis and is not activated until it is cleaved by initiator caspases during apoptotic flux. Except apoptosis, it has been found involved in other biological processes, such as anterior neural tube closure, T cell homeostasis and neuron differentiation.

## Reconstitution

We recommend that this vial be briefly centrifuged prior to opening to bring the contents to the bottom. Please reconstitute protein in deionized sterile water to a concentration of 0.1-1.0 mg/mL. We recommend to add 5-50% of glycerol (final concentration) and aliquot for long-term storage at -20°C/-80°C. Our default final concentration of glycerol is 50%. Customers could use it as reference.

## Shelf Life

The shelf life is related to many factors, storage state, buffer ingredients, storage temperature and the stability of the protein itself. Generally, the shelf life of liquid form is 6 months at -20°C/-80°C. The shelf life of lyophilized form is 12 months at -20°C/-80°C.