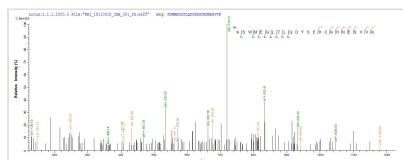




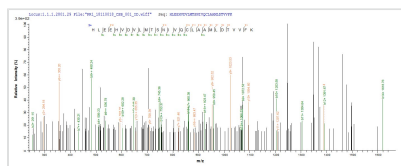
Recombinant Human 26S proteasome non-ATPase regulatory subunit 14 (PSMD14)

Product Code	CSB-BP018904HU
Abbreviation	Recombinant Human PSMD14 protein
Storage	The shelf life is related to many factors, storage state, buffer ingredients, storage temperature and the stability of the protein itself. Generally, the shelf life of liquid form is 6 months at -20°C/-80°C. The shelf life of lyophilized form is 12 months at -20°C/-80°C.
Uniprot No.	O00487
Storage Buffer	Tris-based buffer,50% glycerol
Product Type	Recombinant Protein
Immunogen Species	Homo sapiens (Human)
Purity	Greater than 85% as determined by SDS-PAGE.
Sequence	MDRLRLGGGMPGLGQGPPTDAPAVDTAEQVYISSLALLKMLKHGRAGVPME VMGLMLGEFVDDYTVRVIDVFAMPQSGTGVSVVEAVDPVFQAKMLDMLKQTG RPEMVVGWYHSHPGFGCWLSGVDINTQQSFEALSERAVAVVVDPIQSVKGKV VIDAFRLINANMMVLGHEPRQTTSNLGHLNKPISQALIHGLNRHYYSITINYRKN ELEQKMLLNHLHKKSWMEGLTLQDYSEHCKHNESVVKEMLELAKNYNKAVEEE DKMTPEQLAIKNVGKQDPKRHLEEHVDVLMTSNIVQCLAAMLDTVVFK
Research Area	Cell Biology
Source	Baculovirus
Target Names	PSMD14
Protein Names	Recommended name: 26S proteasome non-ATPase regulatory subunit 14 EC=3.4.19.- Alternative name(s): 26S proteasome regulatory subunit RPN11 26S proteasome-associated PAD1 homolog 1
Expression Region	1-310aa
Notes	Repeated freezing and thawing is not recommended. Store working aliquots at 4°C for up to one week.
Tag Info	N-terminal MBP-tagged and C-terminal 6xHis-tagged
Mol. Weight	79.2 kDa
Protein Length	Full Length


Image



Based on the SEQUEST from database of Baculovirus host and target protein, the LC-MS/MS Analysis result of CSB-BP018904HU could indicate that this peptide derived from Baculovirus-expressed Homo sapiens (Human) PSMD14.



Based on the SEQUEST from database of Baculovirus host and target protein, the LC-MS/MS Analysis result of CSB-BP018904HU could indicate that this peptide derived from Baculovirus-expressed Homo sapiens (Human) PSMD14.



(Tris-Glycine gel) Discontinuous SDS-PAGE (reduced) with 5% enrichment gel and 15% separation gel.

Description

The recombinant Human PSMD14 was expressed with the amino acid range of 1-310. The calculated molecular weight for this PSMD14 protein is 79.2 kDa. Expression of this PSMD14 protein is conducted in baculovirus. The N-terminal MBP tag and C-terminal 6xHis tag was fused into the coding gene segment of PSMD14, making it easier to detect and purify the PSMD14 recombinant protein in the later stages of expression and purification.

Research on PSMD14 (26S proteasome non-ATPase regulatory subunit 14) covers multiple areas. Many researchers focus on the precise regulatory mechanisms of PSMD14 in the 26S proteasome, including its position in degradation pathways and interactions with other subunits. Meanwhile, the role of PSMD14 in diseases is a significant area of interest, particularly in cancer and neurodegenerative disorders. These studies contribute to a deeper understanding of the biological functions of PSMD14, offering new directions for the treatment of related diseases.

Reconstitution

We recommend that this vial be briefly centrifuged prior to opening to bring the contents to the bottom. Please reconstitute protein in deionized sterile water to a concentration of 0.1-1.0 mg/mL. We recommend to add 5-50% of glycerol (final concentration) and aliquot for long-term storage at -20°C/-80°C. Our default final concentration of glycerol is 50%. Customers could use it as reference.

Shelf Life

The shelf life is related to many factors, storage state, buffer ingredients, storage temperature and the stability of the protein itself. Generally, the shelf life of liquid form is 6 months at -20°C/-80°C. The shelf life of lyophilized form is 12 months at -20°C/-80°C.