

Instructions for feces sampling kit for gut microbiota analysis (brush type)



COSMO BIO Co., LTD.

TOYO EKIMAE BLDG. 2-20, TOYO 2-CHOME,
KOTO-KU. TOKYO 135-0016, JAPAN
TEL : (81)3-5632-9617
FAX : (81)3-5632-9618
e-mail : export@cosmobio.co.jp
URL : www.cosmobio.com



www.cosmobio.com

☆ Contents of the kit. Please confirm the contents before use.

Sampling container	1 piece
Feces sampling sheet (You can throw the sheet into the toilet after use.)	1 sheet
Instructions that you are reading now	1 sheet

The products are intended primarily for research purposes.

☆ Notice !!

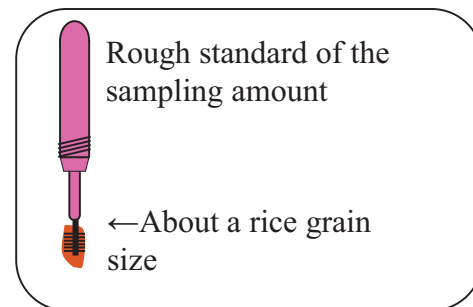
In case of contact with the liquid in the collection tube by mistake, wash in water immediately although the liquid causes no harm instantly.

☆ Notice !!

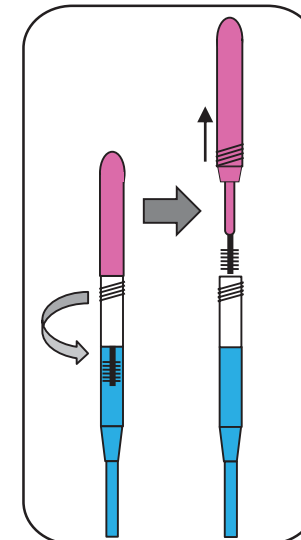
Please make sure to urinate before the sampling, and then start the sampling procedures as below.

☆ Notice !!

It is sufficient to take about a rice grain size feces after several stabbings.
Do not take too much feces, or the feces will overflow from the container.

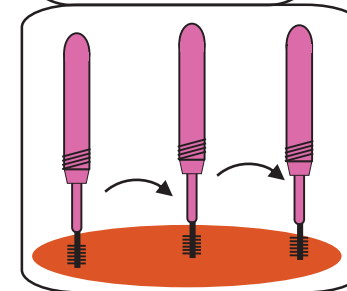


How to sample feces

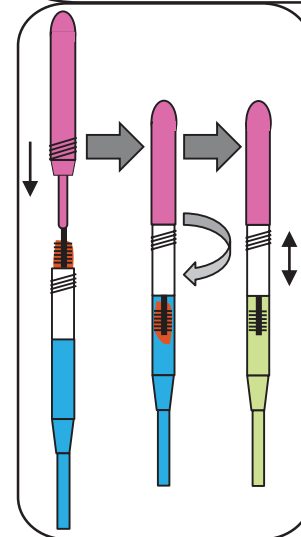


(1) Defecate on a fecal sampling sheet.

- (2) - 1 Hold the sampling container with keeping a narrow part downward to prevent spilling the liquid in the tube.
- 2 Unscrew the pink part, then pull it up



(3) Take feces so that it sticks only to the brush part.
Stab the feces with the brush part several times in different places of the central portion.



- (4) - 1 Return the brush part into the tube.
- 2 Turn and tighten the pink part.
Please make sure proper closure.
- 3 Shake the container 5 or 6 times to mix the contents.

(5) Please store the container with the sample in the supplied plastic bag at room temperature (1-30°C) until the submission day.