



COSMO BIO Co., LTD.
Inspiration for Life Science

Sample

KOKEN
AteloCell®

Atelocollagen, membrane for 6-well culture plate

Cat No.:	KOU-CM-6
Lot No.:	*
ORIGIN:	Bovine dermis
SURFACE AREA:	530 mm ²
DEVICE MATERIAL:	Polystyrene resin
DEVICE VOLUME:	2860 mm ³
STORAGE:	-20°C
REFERENCES:	Refer to the AteloCell® website http://www.cosmobio.com

	<u>Specification</u>	<u>Results</u>
STERILITY TEST: (Medium: TGC-I and SCD)	Negative	Pass
CELL CULTURE TEST: (Cell: Human Fibroblast)	Normal	Pass

FOR RESEARCH USE ONLY, NOT FOR HUMAN BODY.

Manufactured by KOKEN Co., Ltd. **KOKEN**



COSMO BIO Co., LTD.
Inspiration for Life Science

TOYO 2CHOME, KOTO-KU, TOKYO, 135-0016, JAPAN
<http://www.cosmobio.com> e-mail : export@cosmobio.co.jp
Phone : +81-3-5632-9617 FAX : +81-3-5632-9618



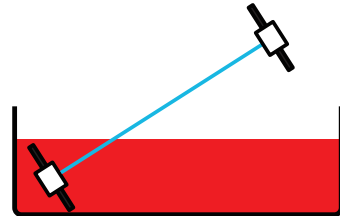
Seeding cells on permeable membrane (MEN-01)*1

A. Culture on one surface of the membrane


(1) Add 5.5 mL of cell culture medium to a 50 mm cell culture dish.



(2) Gently place MEN-01 in the 50 mm cell culture dish, taking care to prevent bubbles being trapped under the membrane.




(3) Add 1.5 mL of cell suspension onto the upper surface of the membrane.

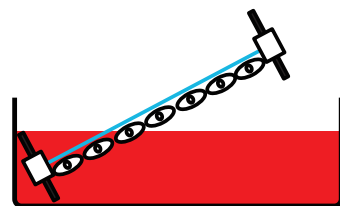


B. Culture on both surfaces of MEN-01


(1) Follow the procedures described in A.



(2) Incubate to allow cell attachment to the surface of the membrane. Turn MEN-01 upside-down with forceps and place it in a new cell culture dish containing 5.5 mL of culture medium.



(3) Add 1.5 mL of cell suspension to the upper surface of MEN-01.



*1 When seeding cells onto both surfaces of CM-6/CM-24, rinse the membrane with cell culture medium and then place it upside-down in an empty cell cultureware. Apply a small amount of cell suspension to the surface of the membrane and follow the procedures described in B.